

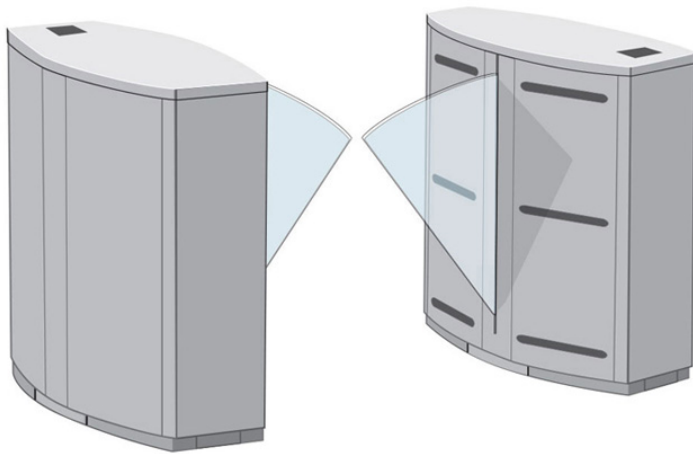
Expert Advice. Great Value. Contact Us Today!

Call: 203-647-9147 **Email:** sales@haywardts.com

Website: www.haywardts.com

**EZ Lane Glass Wing
Standard Barrier Security**

**Premium Optical • Standard Security • Retractable Glass Barrier
Bi-Directional • Tailgate Detection • Crawl Detection • Full Alerts**



EZ Lane Glass Wing (22"-36" ADA opening)

Applications:

Optical turnstiles consist of two pedestals that utilize photo electric beams which create a sensing field to monitor the passage of objects. Depending upon the level of security clearance required, they can be used with/without staff and are part of an integrated access control system. Optical turnstiles with barriers are typically used in higher security environments, and are available in a wide variety of styles.

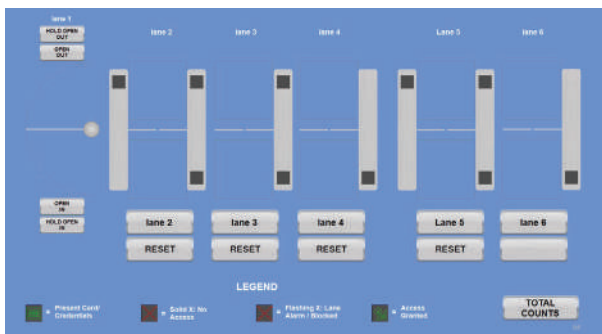
Stainless steel arms (drop or swing) offer basic barriers to resist entry and have a simple operation.

Glass barrier options are available in a wide variety of sizes and styles, ranging from standard to maximum security barriers. Lane widths can vary to accommodate ADA compliance.

The EZ Lane Glass Wing is our least expensive retractable glass model and offers a standard level of security. The glass wings are diagonally shaped and meet at the top when closed. The advanced design fully retracts the glass into the cabinet for a concealed look. Retractable glass model require wide cabinet widths to accommodate their complex design and opening style. They are designed to prevent tailgating and can be ADA compliant.

EZ Lane Controller Software gives you remote access, quick administrative control, a visual interface for real-time monitoring and user friendly operation.

Final turnstile settings are typically configured on-site by the installer via laptop. EZ Lane Controller Software (optional) gives you full administration access post installation. It is highly recommended for those needing easy software access and total operational control.



Software screen shot

Remote operation benefits include:

- Quick setup and configuration changes
- Enhanced diagnostics
- Real-time lane control and operations
- Monitoring screen for attendant

Exclusive and intuitive user-friendly software for enhanced product operation. Allows access to all features, makes using your EZ Lane a breeze.

Available options:

- Software app for Windows PC
- Stand-alone hardware and turnkey software solutions include: Microsoft Surface Pro (12.3") in a secured tablet stand, or Touch Screen Controller (15" or 24").

About Hayward Turnstiles:

Hayward Turnstiles has over 50 years of expertise in quality manufacturing of precision aircraft parts and reliable turnstiles.

Our factory, in Milford, CT, is AS9100 Certified to aerospace standards, resulting in superior turnstiles. Engineered to industrial grade specifications, they are durable and built tough for long lasting performance. Proudly made in the USA, we distribute worldwide with installations across the globe.

Get in touch with us for expert advice, design assistance, project review, free quotes, and for help with your access control needs.

Applications:

The EZ Lane Glass Wing is our least expensive retractable glass model and offers a standard level of security. The glass wings are diagonally shaped and meet at the top when closed. The advanced design fully retracts the glass into the cabinet for a concealed look.

STANDARD FEATURES

Quick and smooth motorized retractable glass for bi-directional operation.

Optical Detection:

(40) LED's linked to 32-bit CPU.

Throughput/Capacity:

Up to 60 passages per minute for fast user throughput

Card Stacking:

- Lane remains open while authorizing multiple credentials
- Increases throughput during busy periods
- Allows up to 50 simultaneous transactions

Alerts (Visible LED & Audible):

- Access Allowed: Green arrow and confirmation tone
- Access Declined: Red X and rejection tones (3 types)

Lane Status LED's (2):

Located at each end on pedestal tops

Tailgate Detection:

Assures that only one person enters for each authorized credential

Crawl Under Detection:

Optical LED's detect all movement 10" above the floor

Reader Integration:

- Easily integrates to access control and fire safety systems through dry contact
- Reader mounts internally in cabinet under lane status LED
- End-user supplied reader, factory installed (FREE)

Power Failure Mode:

- Includes battery back-up for temporary operation
- Barrier easily pushes open manually
- Barrier auto-resets when power is restored

Power Requirement:

Dedicated 120V 15A circuit. Up to four lanes connected per circuit.

Cabinet Style:

Stainless steel w/square or round ends & choice of custom tops.

Quality Control:

Every unit is inspected, tested, and certified before shipment.

Warranty:

Three (3) year factory replacement warranty on all electrical components.

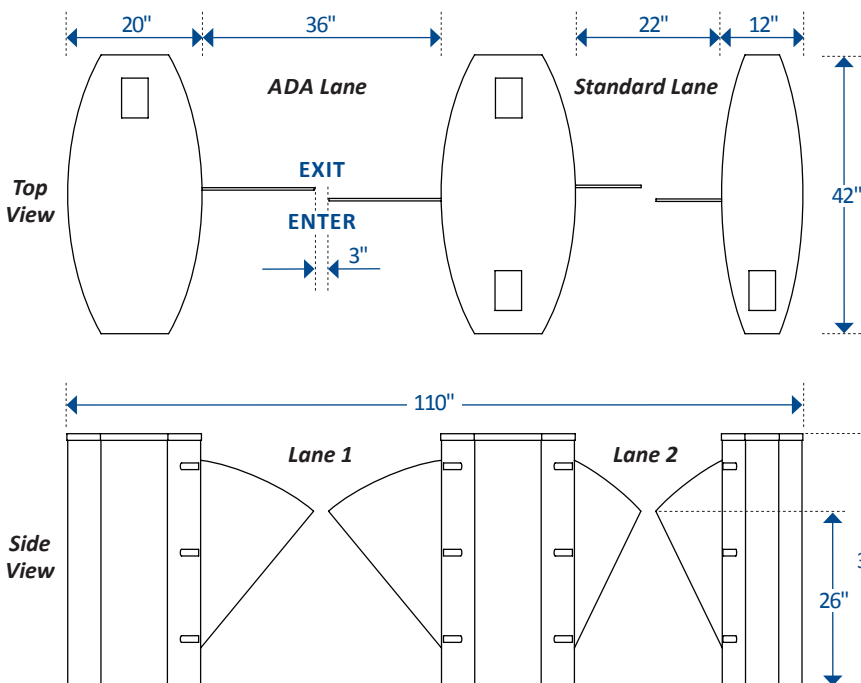
OPTIONS

Climb Over Detection:

Senses any attempts to climb over pedestal top

Lane Mounting Platform (for above floor wiring):

- Cabinet is mounted on rubber pedestal base to conceal wiring
- Walk over conduit for quick installation (no-drilling)
- Ordered per lane and joined together for multiple lanes



EZ Lane "White Glove" Option



Professional onsite configuration and training by expert factory technicians.

(NOTE: End-user performs basic set-up, cabinet mounting, and wiring prior to White Glove service)

Here's what you'll get:

- Full-day visit by a certified specialist
- Inspection, testing, and final adjustments
- Software configuration, assistance and full diagnostics
- Review of EZ Lane Controller Software (if purchased)
- Feature set overview of unit functionality
- Administrator and end user training
- Service technician and integrator training
- Routine service procedures and maintenance tips

Call or email for details and special pricing!
203-647-9147 or sales@haywardts.com